



Heritage East® 42

42' Sundeck Motor Yacht and 42' + 4' Cockpit Motor Yacht

**THE ULTIMATE EXPRESSION
OF CRAFTSMANSHIP**



Aft Cabin


Far East Craftsmanship Meets Modern Technology

Presenting Heritage East's newest models, the 42' Heritage East Sundeck and 42' + 4' Cockpit Motor Yacht. Making an impressive entrance into the power yacht marketplace and fulfilling the demand for an efficient high quality cruising trawler, the new Heritage East models successfully combine spacious, versatile

accommodations with cruising comfort and stability.

Following the success of the very popular Heritage East 36 trawler that was launched in 1998, the innovative new models were developed with the potential for more speed. Owners can select an economical 9-knot cruise with standard Twin 220 Cummins diesels, or a 14-15 knot cruise with optional upgrade engines. And even more

Galley Down Option



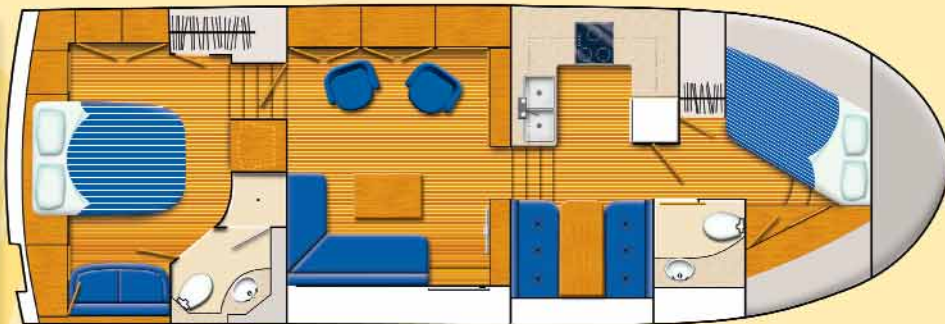
Heritage East 42+4

versatile than the 36, owners can select a galley up or down.

Designed by naval architect Douglas Sharp of the Sharp Design Group, one immediately notices the livable volume in the length of the hull and the pleasant blend of proportions both inside and out that combine to make an aesthetically pleasing package.

Exterior

- Quality Old World craftsmanship with modern technology and U.S. components
- Semi-displacement solid glass hull has 5-year warranty
- Full keel stability with superior seakeeping qualities
- Sheltered full-width panoramic aft deck



Galley Down Layout



Salon with Galley Down

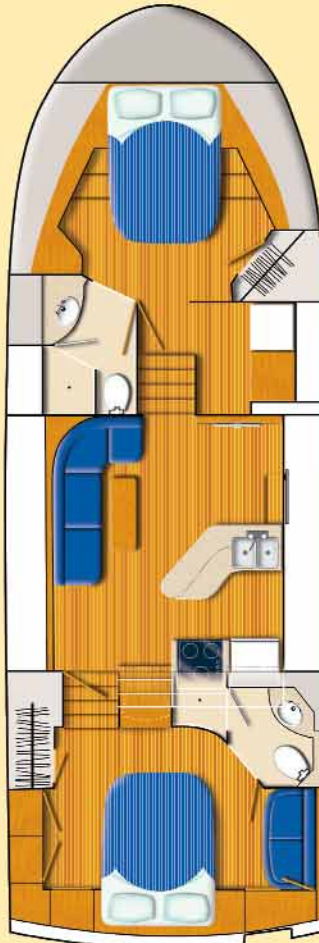


Flybridge

- Private upper deck sunbathing area
- Full wetbar, bottle storage and sink
- Molded in fiberglass "sea-stair" allows easy access to the water
- Fiberglass decks and wide side decks have non-skid surface for safe footing in all conditions
- Functional stainless portholes and transom hatch offers ventilation and full vista view
- Aluminum window frames and stainless steel handrails with minimal teak detailing
- Epoxy coated bottom

Interior

- Centerline queen stateroom aft, with settee, ensuite head and stall shower
- Ornate detailing of exotic hardwoods and a highly varnished teak and holly sole
- Voluminous storage with ample drawers, cubbies and wardrobe lockers
- Space for optional washer/dryer



Galley Up Layout

- Spacious guest stateroom forward has double berth, large hatch and adjacent head and shower
- L-shaped settee seats six

- Galley has full-size appliances, deep stainless sinks, adjacent convertible dinette (galley down model)
- Starboard sliding door and aft deck entry

Engine Room

- Enter through two large floor hatches or hinged galley steps
- Full sound insulation and diamond plate flooring provide 360-degree inspection
- Easy access to engine propulsion and auxiliary components

Galley Up Option



Dimensions are approximate.
Photos and illustrations may include optional features.

Specifications

Designer: Doug Sharp • Builder: Heritage Yachts, Inc.


	42' Sundeck Motor Yacht	42' + 4' Cockpit Motor Yacht
Length Overall	42' 0"	46' 0"
Length on Waterline	37' 6"	41' 6"
Beam	14' 6"	14' 6"
Draft	4' 6"	4' 6"
Freeboard Forward	6' 3"	6' 3"
Freeboard Aft	4' 11"	2' 6"
Displacement (dry approx.)	41,000 lbs.	44,500 lbs.
Fuel Capacity (in 2 tanks)	560 US gals.	560 US gals.
Fresh Water Capacity (in 2 tanks)	250 US gals.	250 US gals.
Approx. Height from Waterline (w/stock radar arch and anchor light)	19' 2"	19' 2"
Engine(s): 220 HP Cummins Diesels (standard)		
Engine Model: 6BT5.9-M		
Cruising Speed: 9 knots (standard engines)		
Cruising Speed: 14-15 knots (optional engines)		



Wet Bar



Heritage East 42



*Forward Cabin
(Galley Up Layout)*



Heritage Yachts, Inc.

Yacht Registry

Florida's West Coast
Marker 1 Marina
343 Causeway Blvd.
Dunedin, FL 34698

727-733-0334

www.yachtregistry.net
sales@yachtregistry.net